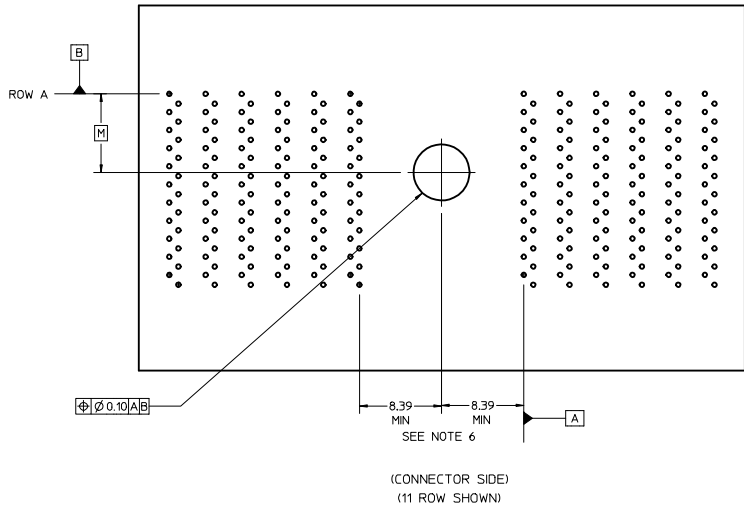
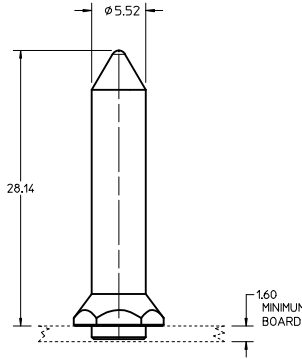


I-TRAC BACKPLANE BOARD LAYOUT

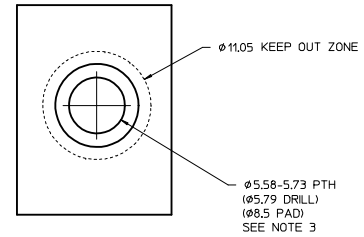
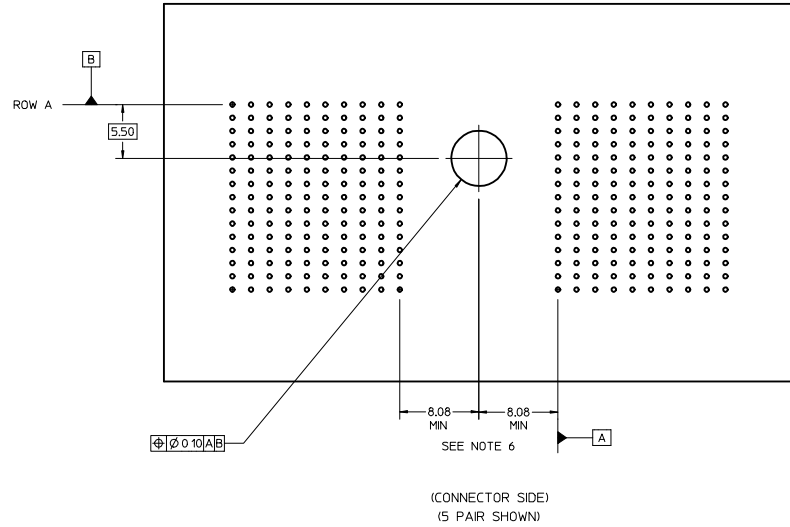


# OF ROWS	DIM M
7 ROW	6.19
11 ROW	8.04
15 ROW	8.04

- NOTES:
1. MATERIAL: STAINLESS STEEL CL303 OR 303.
 2. FINISH: PASSIVATE.
 3. THE PLATED THROUGH HOLE REQUIREMENT APPLIES TO THE ESD GROUND OPTION ONLY. THE UNGROUNDED VERSION USES A Ø5.58-5.73 UNPLATED SCREW HOLE.
 4. PLATED THRU HOLE TO CONNECT TO CHASSIS FOR GROUNDED GUIDE PIN.
 5. INSTALLATION TORQUE SPECIFICATIONS:
7.8 - 8.5 IN-LBS.
 6. THIS DIMENSION IS RELATED TO THE GUIDE MODULE SPACING ON THE DAUGHTERCARD SIDE. AS THIS DIMENSION INCREASES THE DAUGHTERCARD TO GUIDE MODULE SPACING MUST ALSO INCREASE.
 7. THIS DRAWING SHOWS IMPACT AND I-TRAC FOR REFERENCE PURPOSES. THIS GUIDE PIN IS A STANDALONE UNIT AND CAN BE USED WITH MANY MOLEX CONNECTORS.
 8. FOR DETAILED SIGNAL CONNECTOR BOARD LAYOUTS PLEASE SEE THE SALES DRAWING FOR THE SPECIFIC PART NUMBER.
 9. PARTS TO BE SHIPPED WITH 6-32 SQUARE CONICAL MACHINE SCREW PIN 73774-3005.
 10. THIS PART CONFORMS TO CLASS B REQUIREMENTS OF COSMETIC SPEC PS-45499-002.



IMPACT BACKPLANE BOARD LAYOUT



ADD MATL. & FINISH NOTES IEC NO.: UCP2009-2941 DRAWN: JMENDOZA 2009/06/04 CHKD: B. INGHAM 2009/06/05 APPR: B. INGHAM 2009/06/09	QUALITY SYMBOLS ▽=0 ▽=0	GENERAL TOLERANCES (UNLESS SPECIFIED)		DIMENSION STYLE MM ONLY	SCALE 4:1	DESIGN UNITS METRIC	THIRD ANGLE PROJECTION	
		4 PLACES ± mm ± INCH 3 PLACES ± --- ± --- 2 PLACES ± 0.13 ± --- 1 PLACE ± --- ± ---	DRAWN BY JMENDOZA 2008/11/20		DATE 2008/11/20		TITLE STAND ALONE GUIDE PIN KIT FOR PIRATE CANNON (5.52 DIA INT'L THREAD)	
		DRAFT WHERE APPLICABLE MUST REMAIN WITHIN DIMENSIONS		APPROVED BY JL AURX 2008/11/20		DATE 2008/11/20		MOLEX INCORPORATED
		MATERIAL NO. 75234-1478		DOCUMENT NO. SD-75234-478		SHEET NO. 1 OF 1		

THIS DRAWING CONTAINS INFORMATION THAT IS PROPRIETARY TO MOLEX INCORPORATED AND SHOULD NOT BE USED WITHOUT WRITTEN PERMISSION