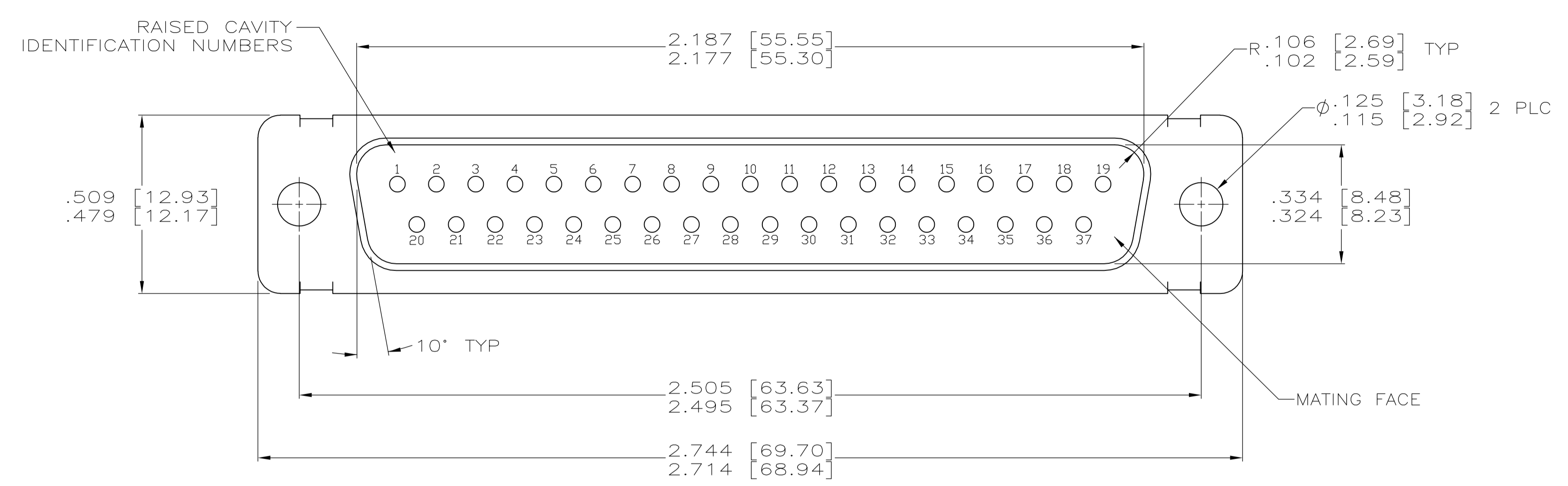
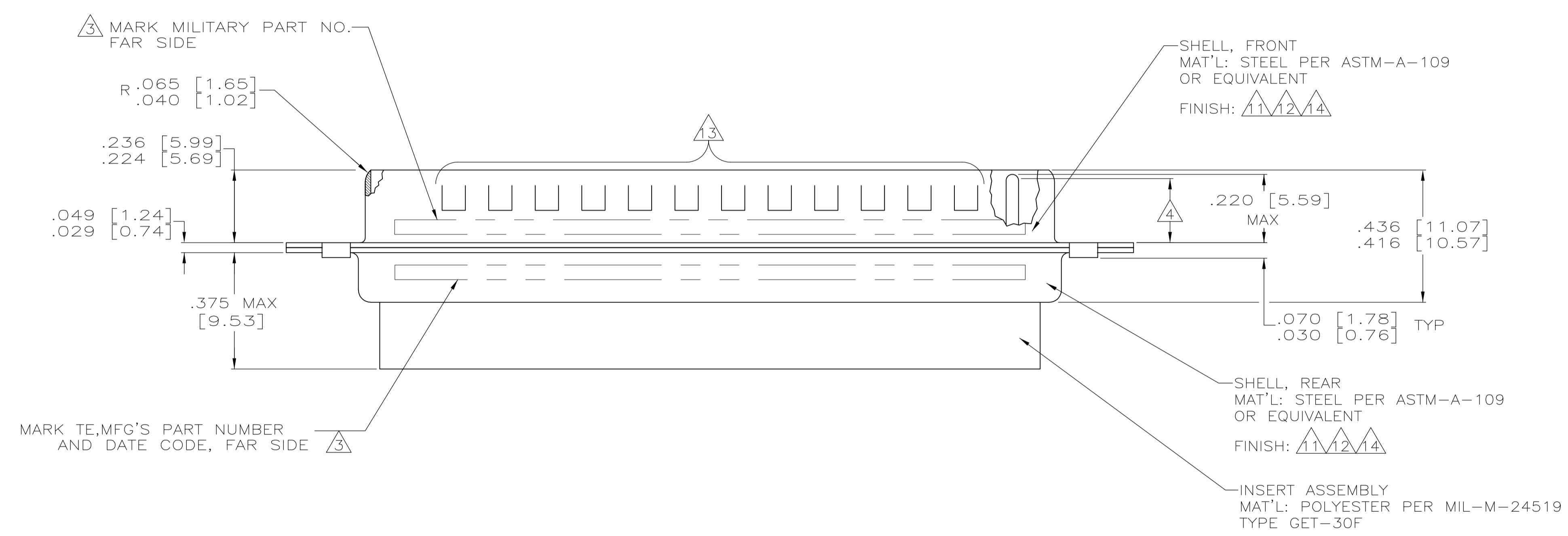


LOC		DIST		REVISIONS			
P	LTR	DATE	DMN	APVD			
V	REV PER ECO-09-013174	30-03-09	CT	RL			

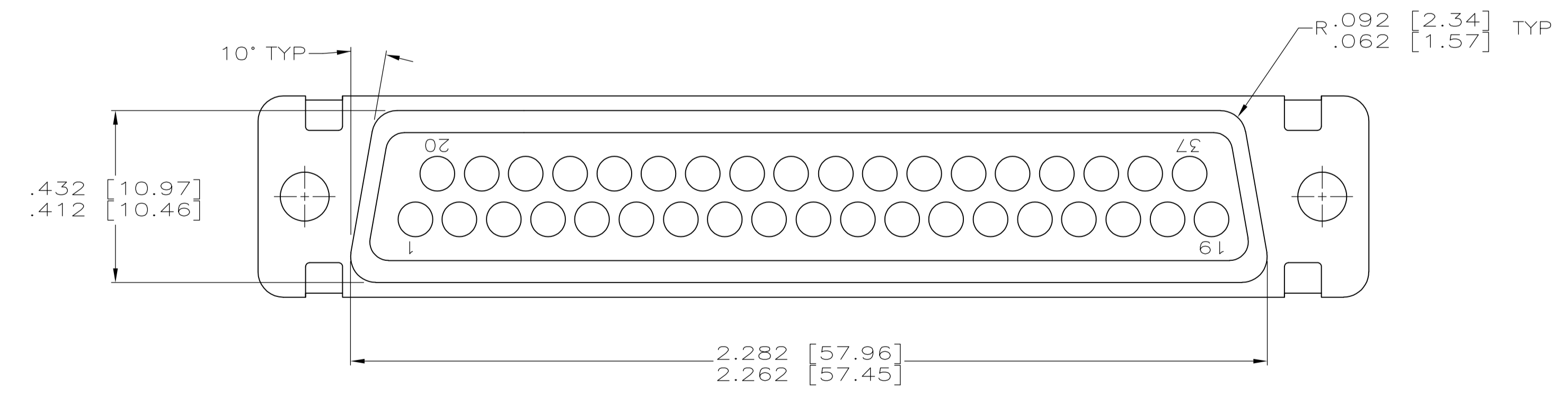


- THIS CONNECTOR ASSEMBLY IS SUPPLIED WITH METAL CONTACT RETENTION CLIPS INSTALLED IN THE INSERT ASSEMBLY.
- THIS CONNECTOR ASSEMBLY MEETS THE REQUIREMENTS OF MIL-C-24308 AND MATES WITH ANY RECEPTACLE CONNECTOR WITH THE SAME INSERT ARRANGEMENT.
- THE PART NUMBER MARKED ON THE CONNECTOR MAY DIFFER FROM THE PART NUMBER ORDERED DUE TO THE MARKING REQUIREMENTS OF MIL-C-24308/4 (PART NUMBER MARKED ON CONNECTOR REPRESENTS CONNECTOR ASSEMBLY WITH CONTACTS). MARK WITH .047 [1.19]-.062 [1.57] HIGH CHARACTERS. FAR SIDE REFERS TO THE WIDE SIDE OF THE KEYSTONE.
- FULL PIN DIAMETER EXTENSION IS .155 [3.94] MIN. CONTACT NOT INCLUDED - SHOWN FOR DIMENSIONAL REFERENCE ONLY.
- THIS CONNECTOR ASSEMBLY IS DESIGNED TO ACCEPT SIZE 20 CRIMP TYPE PIN CONTACT MILITARY PART NUMBER M39029/64-369 (MFG'S PART NUMBER 205089-1). FOR ALTERNATE CONTACT OPTIONS CONSULT TE CATALOG.
- MAXIMUM WIRE INSULATION TO BE USED WITH THIS CONNECTOR ASSEMBLY IS .072 [1.83] DIAMETER.
- FOR CONTACT CRIMPING INSTRUCTION SHEET REFER TO TE IS 7516. FOR CONTACT INSTALLATION AND REMOVAL INSTRUCTION SHEET REFER TO TE IS 7508.
- PART NUMBER FOR ORDERING.
- DIMENSIONS AND TOLERANCES PER ANSI Y14.5M-1982.
- THIS DRAWING SHALL BE INTERPRETED IN ACCORDANCE WITH APPLICABLE STANDARDS LISTED IN MIL-STD-100.
- FINISH: CADMIUM PER QQ-P-416, TYPE II, CLASS 2 OVER COPPER PER AMS2418, CLASS 4.
- FINISH: TIN PER ASTM-B-545, .000200 [0.0051] MIN THK OVER COPPER PER AMS2418, .000050 [0.00127] MIN THK
- FRONT SHELL HAS GROUNDING INDENTS ON 205168-5 & -6 ONLY.
- FINISH: BRIGHT TIN PER ASTM-B-545, .000400 [0.0101]-.000550 [0.0139] THK OVER COPPER PER AMS2418, .000050 [0.00127] MIN THK.



MARK MILITARY PART NO. FAR SIDE

MARK TE, MFG'S PART NUMBER AND DATE CODE, FAR SIDE



REMARKS	INSERT ARRANGEMENT	NO OF POS	SHELL SIZE	PACKAGE MILITARY P/N	MILITARY P/N ON CONNECTOR	MFG'S P/N ON CONNECTOR	PART NUMBER
OBSOLETE						205168-7	205168-7
						205168-6	205168-6
						205168-5	205168-5
OBSOLETE						-	205168-4
SUPSD BY 205292-1						205168-3	205168-3
SUPSD BY 206802-2						205562-4	205168-2
				M24308/4-262F	M24308/4-4F	205562-2	205168-1

THIS DRAWING IS A CONTROLLED DOCUMENT.

DIMENSIONS: INCHES	TOLERANCES UNLESS OTHERWISE SPECIFIED:	0 PLC ± -	1 PLC ± -	2 PLC ± -	3 PLC ± -	4 PLC ± -	ANGLES ± - 1'
--------------------	--	-----------	-----------	-----------	-----------	-----------	---------------

MATERIAL: SEE CALLOUTS. FINISH: SEE CALLOUTS.

THIS DRAWING IS A CONTROLLED DOCUMENT. DWG: AJ GRAFF 26FEB93. CHK: R GILLMAN 01MAR93. APVD: R GILLMAN 01MAR93. NAME: Tyco Electronics Corporation, Harrisburg, PA 17105-3608.

PRODUCT SPEC: AMPLIMITE PLUG ASSY WITHOUT SIZE 20 CRIMP TYPE PIN CONTACTS. SERIES 109, SHELL SIZE 4.

APPLICATION SPEC: MIL-C-24308.

SIZE: A1. CAGE CODE: 00779. DRAWING NO: 205168. RESTRICTED TO: CUSTOMER DRAWING. SCALE: 4:1. SHEET: 1 OF 1. REV: V.