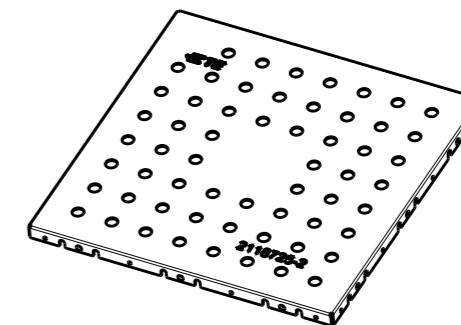
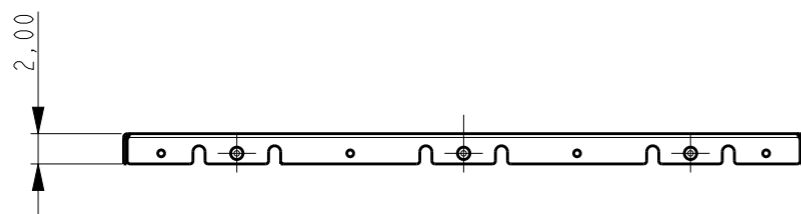
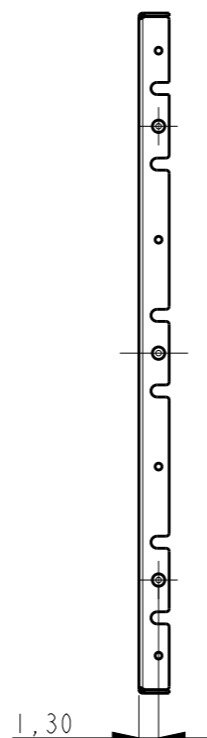
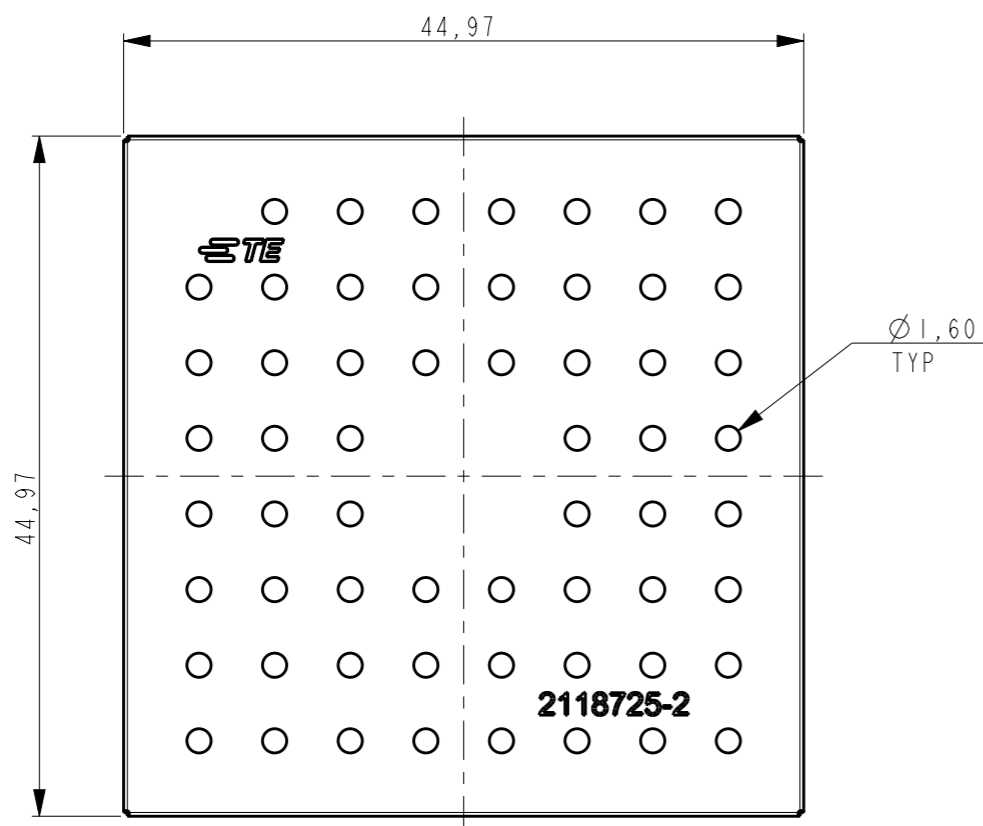


THIS DRAWING IS UNPUBLISHED. RELEASED FOR PUBLICATION
 © COPYRIGHT - BY TYCO ELECTRONICS CORPORATION. ALL RIGHTS RESERVED.

LOC	DIST	REVISIONS					
H	-	P	LTR	DESCRIPTION	DATE	DWN	APVD
			3	REMOVE TRIANGLE	06SEP2016	VL	SS
			A	DRAWING RELEASED	24APR2017	VL	SS
			A1	REVISED PER ECO-17-007644	26MAY2017	VL	SS
			A2	REVISED PER ECO-17-013857	21SEPY2017	SS	HL



NOTES:

- 1 MATERIAL: 0.20mm CRS. 1,25 - 3.00µm MATTE TIN FINISH.
- 2 MATERIAL: 0.20mm AL. 1.20 - 2.00µm MATTE TIN FINISH OVER NICKEL FLASH.
- 3 STAMPING BURR OUTSIDE OF PART, MAX 0.05mm.
- 4 PARTS TO BE FREE OF OIL AND CONTAMINENTS.
- 5 PART IS RoHS COMPLIANT PER TE CONNECTIVITY STANDARD TEC-138-702.
- 6 REFER TO 3D MODEL FOR UNSPECIFIED DIMENSIONS.
- 7 PACKAGING: BULK

7	2	2118725-4
7	1	2118725-2
PACKAGING	MATERIAL	PART NUMBER

THIS DRAWING IS A CONTROLLED DOCUMENT. DIMENSIONING AND TOLERANCING PER ASME Y14.5M-2009.		DWN S. SU 05-APR-16	TE Connectivity	
DIMENSIONS: mm		CHK V. LAC 24APR2017		
TOLERANCES UNLESS OTHERWISE SPECIFIED:		APVD V. LAC 24APR2017	NAME STANDARD SHIELD COVER	
0 PLC ±0.2		PRODUCT SPEC 108-19493	SIZE CAGE CODE DRAWING NO RESTRICTED TO	
1 PLC ±0.15		APPLICATION SPEC 114-115014	A3 00779 C-2118725	
2 PLC ±0.10		WEIGHT -	SCALE SHEET OF REV A2	
3 PLC ±		CUSTOMER DRAWING		
4 PLC ±				
ANGLES ±2°				
FINISH SEE TABLE				