

REVISION DATA	
REV	DESCRIPTION
A0	NEW DRAWING
	DATE
	2010-04-01

Technical Data

Material:

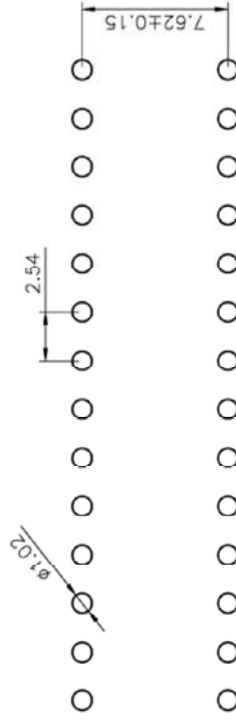
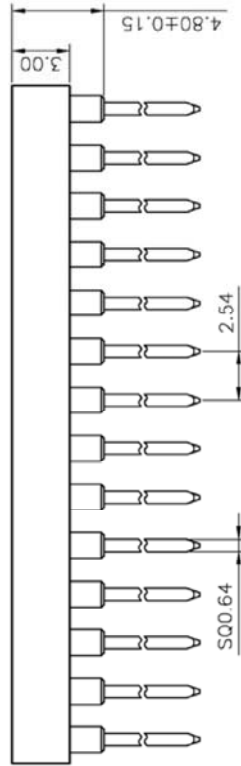
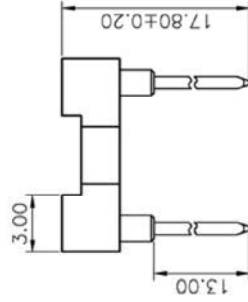
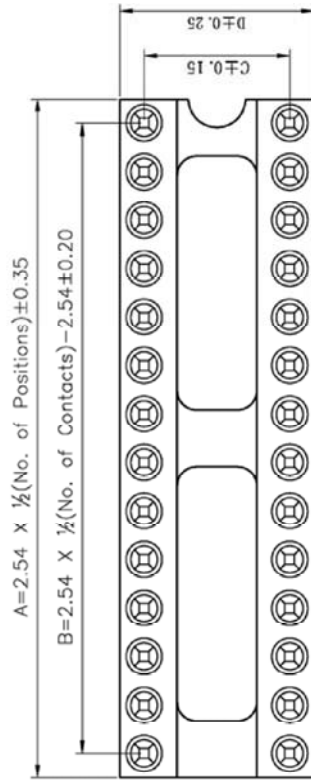
Pin(outer sleeve): Brass,machined CuZn38Pb2
 Clip(contact 4 finger): Beryllium copper,heat treated
 Plating(outer sleeve):
 Tin plated:2µm/80µ"Ni, 5µm/200µ"Sn
 Gold Plated:2µm/80µ"nickel, gold or Tin plated
 Plating(contact): 2µm/80µ"nickel, gold or Tin plated
 Insulator black(housing): PBT (UL94V-0)

Electrical:

Current rating: 3Amps/contact max.
 Contact resistance: $\leq 4m\Omega$ /contact
 Insulation resistance: $\geq 1000M\Omega$ at V=100V
 Operating voltage: 60VAC/DC

Mechanical:

Average insertion force with steel pin of $\varnothing 0.43mm/0.17"$: <250g
 Average withdrawal force with steel pin of $\varnothing 0.43mm/0.17"$: >90g min.
 Mechanical life cycle:min.200
 Operating temperatures: Gold Plated:-55° C to+105° C
 Tin plated:-40° C to+105° C
 Soldering temperature: +220° C,10s max



P.C.B LAYOUT

PIN NO.	DIM A	DIM B	DIM C	DIM D
24	30.48	27.94	15.24	17.78
28	35.56	33.02	15.24	17.78
32	40.64	38.1	15.24	17.78
40	50.8	48.26	15.24	17.78

Industrial Cable and Connector Technology

TOLERANCE	PROJECTON	TITLE:
ANGLE $\pm 5^\circ$	DATE: 2010-04-01	2.54mmPitch IC Sockets Straight
X.XXX ± 0.10	DRAWN: LiKui	DIP Spacing 7.62mm Pin Length 17.80mm
X.XX ± 0.20	CHECKED:	PART NO: 215-1-XX-006
X.X ± 0.30	APPROVED:	DRAWING NO:
X. ± 0.50	REV: A0	UNIT: mm
	SCALE: 3:1	SIZE: A4