


# Power Relays Type CS30/CF30 Monostable



- Compressor control relay
- Switching capacity 30A
- DC coils 6 to 48VDC
- AC coils 24 to 277VAC
- 2 normally open contacts, 2 change over contacts
- Reinforced insulation 4kV / 8mm (0.31")
- Meets class F construction
- PCB or Fast-on terminal
- General purpose, power loads
- Standard as sealed
- CE, UL approved

## Product Description

Relay high power output. vending machines, and  
It is sealed designed for compressors load.

## Approvals



The approvals stated are not generally applicable to all relay versions of a particular type.

## Type Selection

### Contact configuration

2 normally open contact	(DPST {2-form A})
2 change over contact	(DPDT {2-form C})

### Coil Characteristics, DC @ +20°C (+68°F)

Coil Code	Rated voltage VDC	Pick-up voltage VDC	Drop-out voltage VDC	Max. Allowable voltage DC	Coil resistance $\Omega \pm 10\%$
5	5	3.8	0.5	5.5	15.3
6	6	4.5	0.6	6.6	22
12	12	9.0	1.2	13.2	86
24	24	18.0	2.4	26.4	350
48	48	36.0	4.8	52.8	1390
110	110	83	11	121	7255

### Contact Characteristics

	200 (NO)		002 (NO)		(NC)
	UL rating	30A - 277VAC 2.5HP - 240VAC 1HP - 120VAC TV 10		30A - 277VAC 2.5HP - 240VAC 1HP - 120VAC 110LRA / 25.3FLA	
VDE rating	30A - 250VAC		30A - 250VAC		3A - 250VAC
Contact rating	30A - 277VAC		30A - 277VAC		3A - 277VAC
Material	AgSnO <sub>2</sub>				
Initial contact resistance	50m $\Omega$ max. (1A-6VDC)				
Current	30A				
Max. switching current	8.310VA				
Max. switching power	8.310VA				
Voltage	30VDC / 277VAC				
Max. switching voltage	30VDC / 277VAC				
Life	1 x 10 <sup>5</sup> ops/min. 5 x 10 <sup>6</sup> ops/min.				
Electrical life	1 x 10 <sup>5</sup> ops/min.				
Mechanical life	5 x 10 <sup>6</sup> ops/min.				

## Ordering Key

**C S30 A 002 12**

Type \_\_\_\_\_  
Terminal version \_\_\_\_\_  
(S30= Soldering - F30= Fast-on)  
Coil version (A=AC - D=DC) \_\_\_\_\_  
Contact code \_\_\_\_\_  
Coil code \_\_\_\_\_

Box content: 20 relays  
Box size: (W 290 x D 240 x H 40) mm Weight: 2.000g  
(W 11.42 x D 9.45 x H 1.57) inches Weight: 70.55oz

### Contact rating

30A
30A

### Contact code

200
002

### Coil Characteristics, AC @ +20°C (+68°F) 50/60Hz

Coil Code	Rated voltage VAC	Pick-up voltage VAC	Drop-out voltage VAC	Max. Allowable voltage AC	Coil resistance $\Omega \pm 10\%$
24	24	19.2	4.8	26.4	39
120	120	96.0	24.0	132.0	950
208B <sup>1</sup>	208	166.4	41.6	228.8	2841
220 <sup>2</sup>	220	175	44.0	242.0	3800
240	240	192.0	48.0	264.0	3800
277	277	211.6	55.4	304.7	5485

<sup>1</sup> Only 60Hz  
<sup>2</sup> Only 50Hz

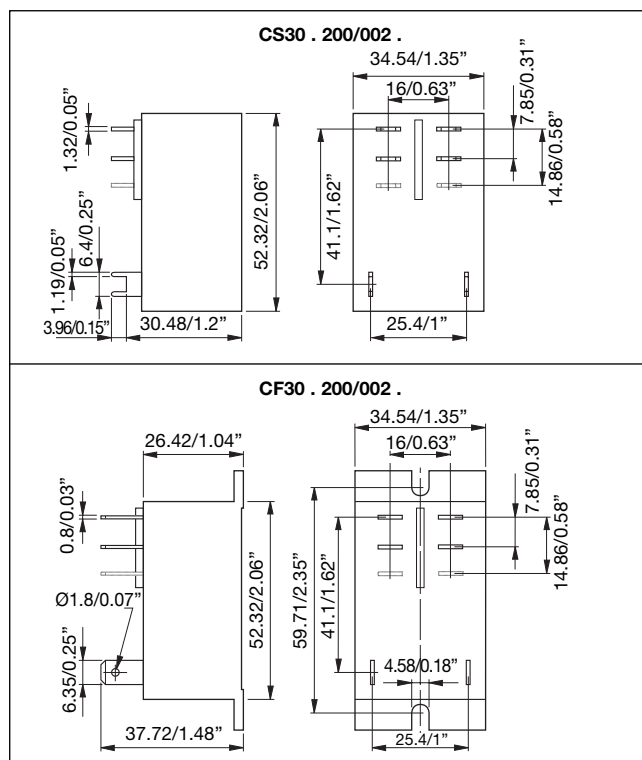
## Insulation

Test voltage (1 min.) Open contacts Contacts/coil Contact/poles	4000Vrms	Surge voltage Contacts/coil	10000VAC	
	1500Vrms		Initial insulation resistance @ 500VDC	1000MΩ
	2000Vrms			

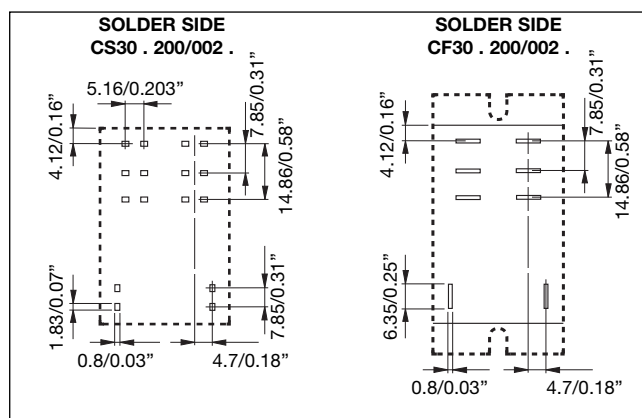
## General Data

Nominal coil power	AC version 4VA DC version 1.7W	Temperature rise	AC	85°C (+185°F) max.
			DC	60°C (+140°F) max.
Operate time at nom. voltage	15ms	Shock resist.	Malfunction	100m/s <sup>2</sup>
Release time at nom. voltage	10ms		Mechanical	1000m/s <sup>2</sup>
Ambient temperature	AC -40° to +65°C (-40° to +149°F) DC -55° to +85°C (-67° to +185°F)	Humidity		35% to 85%, +40°C
Vibration resistance	1.65mm (0.06") p.p. 10 to 55Hz	Weight		~86g (~3.03oz)
		Enclosure		IP 67 Sealed

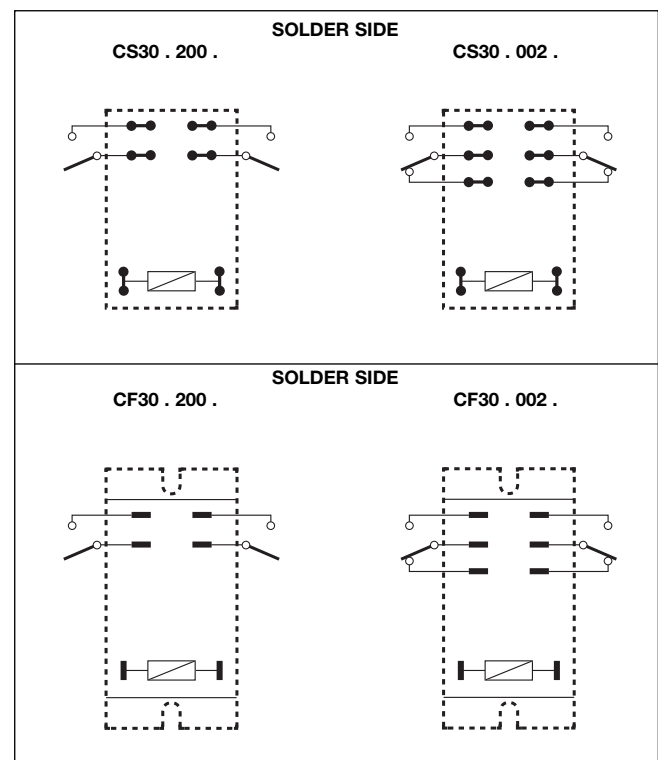
## Dimensions mm/inches



## Pin View mm/inches



## Wiring Diagram



## Diagram

### 1 Ambient temperature

