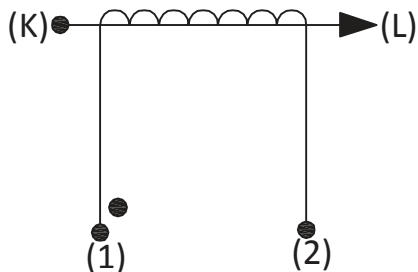
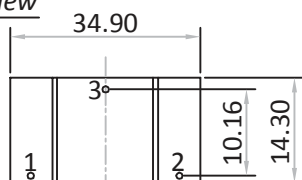
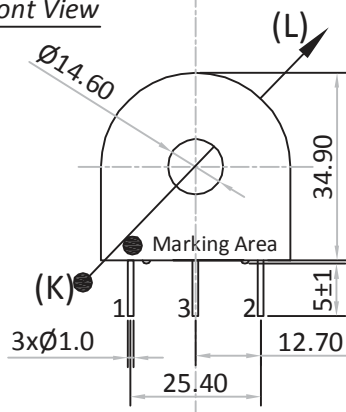


Product Type	Current Transformer
AMGIS Part Number	CT1050

SCHEMATIC:

ELECTRICAL SPECIFICATION:

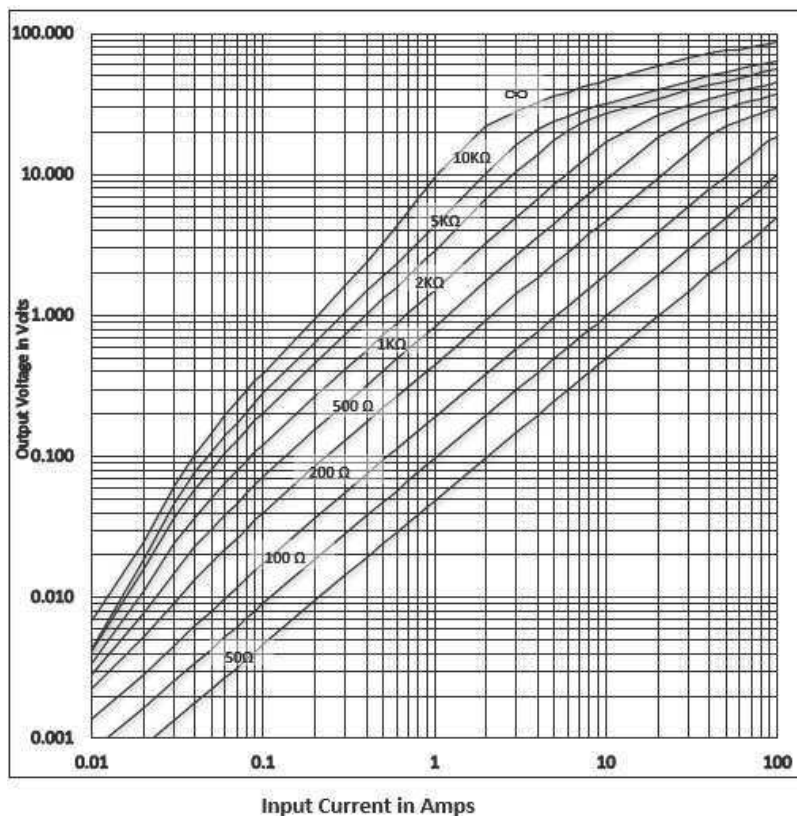
Rated input current	= 50Amps
Primary to Secondary isolation	= 2500VAC
Operating Frequency	= 50 / 60 Hz
Turns Ratio	= 1 : 1000
DC Resistance	= 49.30 Ω
Output Voltage	= 5.0V @ 50A / 100 Ω , 0.1600W
I_o @ V_{rms} : 7.28V	= 1090 μ Arms
Ratio Correction factor (RCF*)	= 1.026@10% (Multiply current reading by this factor to compensate for transformer losses)

Volt/Amp at rated I_p for different loads			
100 Ω	500 Ω	2000 Ω	5000 Ω
0.10	0.43	0.76	0.90

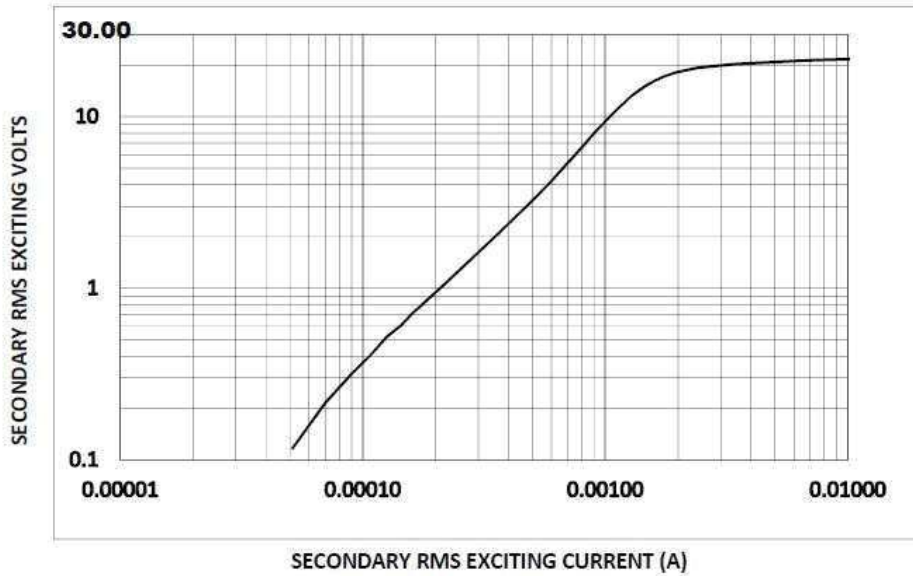
MECHANICAL SPECIFICATION:
OUTPUT RESPONSE vs INPUT CURRENT @ RATED BURDEN :
Pin Side View

Front View


All dimensions are in mm
Linear dimensional tolerance ± 0.2 mm

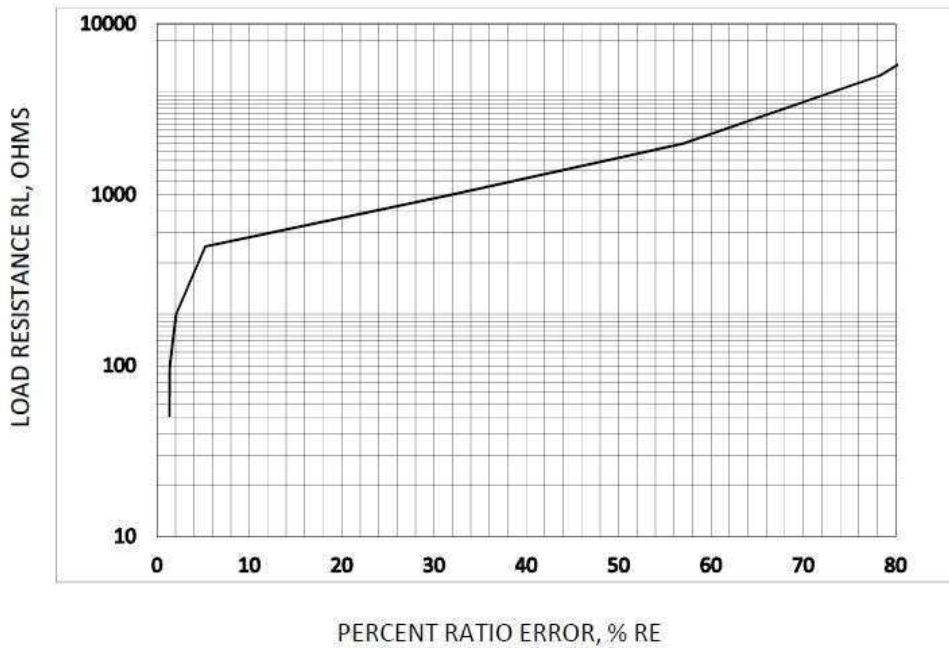
Note : Un-Used pin \rightarrow #3



TYPICAL EXCITATION CURVE :




RATIO ERROR (%) vs RATED BURDEN @ INPUT CURRENT :



TRAFO WEIGHT:

Approx. Weight = 0.0473 kg / pc

MARKING INFORMATION:

Amgis
 CT1050
 Yr/Wk code

 Dot mark for Start pin identification

-----Initial Issue-----	1	0	Balaji. R	18-Nov'2015
Changes	Issue	Rev	Initial	Date