


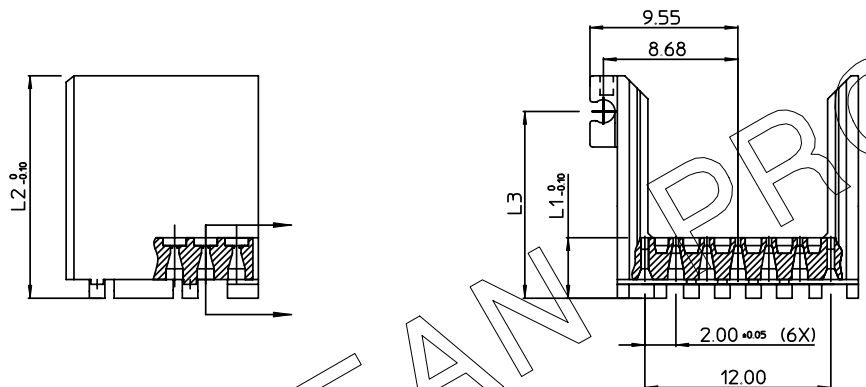
GEN. ST.	01	02	03	04	05	06	07	08	0D	50	60	70	80	90																	
INT. ST.	10	11	12	13	14	18	20	31	32	33	34	38	39	40	42	43	44	45	46	48	56	70	72	73	75	76	81	82	83	84	88

REV.	DATE	DESCRIPTION	BY	C'K'D'
A	2001-09-14	CONVERSION REVISION 05	KN	
B	2005-11-22	105-0241	ALEX B	BKP
C	2006-07-04	106-0096	VIVEK	BKP

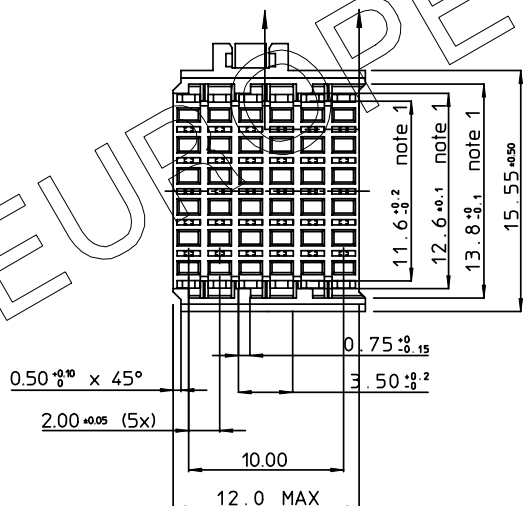
- NOTES: 1. MEASURED AT THE BOTTOM
 2. MATERIAL: GLASSREINFORCED POLYESTER UL94 - V0
 3. THE 'LF' PRODUCT MEETS EUROPEAN UNION DIRECTIVES AND OTHER COUNTRY REGULATIONS AS DESCRIBED IN GS-22-008.
 4. PARTS WITH AND WITHOUT SUFFIX LF TO THE PRODUCT PART NUMBER ARE IDENTICAL IN FORM, FIT AND FUNCTION. LF SUFFIX IS ADDED TO THE PART NUMBER OF THIS PRODUCT TO HAVE UNIFORM IDENTIFICATION OF ALL RoHS COMPATIBLE PRODUCTS.



ABRIDGED CAT No MARKED



RoHS COMPATIBLE (DIGIT 11 & 12)
 HM2H4 1P1--LF
 STANDOFF HEIGHT INDICATOR



PART NR.	L1	L2	L3	
HM2H4 1P1LF	3.0	13.45	11.15	AVAILABLE
HM2H4 1P109LF	3.9	14.35	12.05	AVAILABLE
HM2H4 1P115LF	4.5	14.95	12.65	AVAILABLE
HM2H4 1P117LF	4.7	15.15	12.85	AVAILABLE
HM2H4 1P119LF	4.9	15.35	13.05	AVAILABLE
HM2H4 1P122LF	5.2	15.65	13.35	AVAILABLE
HM2H4 1P130LF	6.0	16.45	14.15	AVAILABLE

1DEC ± 0.2 2DEC ± 0.1 ANGLES ± 1°	APPR. DRAFT CHECKED	DATE 1996-08-14	SIGN. W. Panis	REAR HEADER WITH LOCKING DEVICE (30 POS)
WE RESERVE THE RIGHT TO CHANGE DIMENSIONS OR REQUIREMENTS WITHOUT PRIOR NOTICE.	PROD. MGR. PR. ENG. MGR. PR. MGT. MGR.			CAT. No. HM2H4 1P1--LF
ALL DIMENSIONS IN MM				SCALE 3/1
	REFERENCES			www.fciconnect.com
				BS,C ,201630,040
				C
				DRAWING No. CUSTOMER DRAWING REVISION

THIS IS OUR EXCLUSIVE PROPERTY. IT IS NOT TO BE COPIED, REPRINTED OR DISCLOSED TO A THIRD PARTY, NOR USED FOR MANUFACTURING WITHOUT OUR WRITTEN CONSENT, AND HAS TO BE RETURNED TO US IN CASE OF NO USAGE

DIT IS ONZE EIGENDOM EN MAG NOCH NAEMAKT, HERDRUKT, OVERGEMAKT AAN DERDEN, NOCH VOOR FABRIKATIE GEBRUIKT WORDEN, ZONDER ONZE SCHRIFTELIJKE TOELATING. BIJ NIET GEBRUIK IS TERUGSENDING VERPLICHT.